

# Picking Tulips

Finished Size: 12" Square

The Woolie Friends have been in the Spring Spirit. Our Dancing Tulips Stitch A Long is a breath of fresh spring inspiration.

## Supplies Needed:

### Wool—

- 6" X 6" dark pink (tulips)
- 4" X 6" light pink (tulips)
- 4" X 4" green (leaves)
- 3" X 3" purple (small blooms)

### Cotton—

- 1/2 yard - neutral homespun (background)
- 5/8 yard - backing and binding (optional)

### Threads—

#### Eleganza Perle Cotton

- 212 - honey cake
- 1003 - fuchsia
- 1055 - ball pit
- 2232 - earthy brown

#### Valdani Perle Cotton

- P2 - olive green

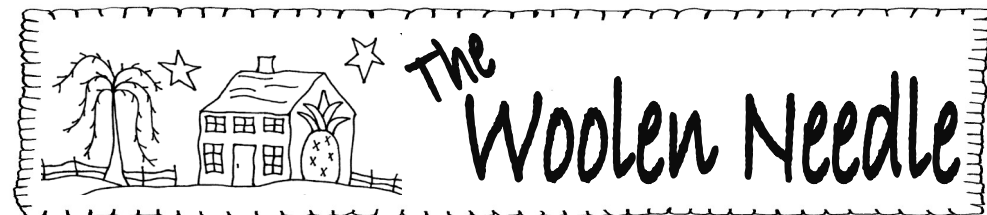
### Helpful Items—

- Heat N Bond Light - Paper backed fusible
- Chalk Marker



© 2024 The Woolen Needle. All rights reserved. This pattern is sold for personal use only. Finished products produced from this pattern are protected by copyright and may not be reproduced for commercial use.

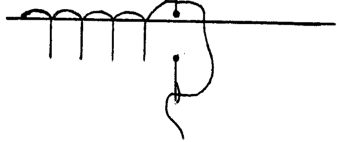
The Woolen Needle, 225 W. Welsh, PO Box 10, Williamsburg, IA 52361  
319-668-2642 email: [annette@thewoolenneedle.com](mailto:annette@thewoolenneedle.com) [www.thewoolenneedle.com](http://www.thewoolenneedle.com)



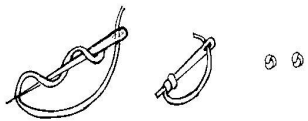
## Instructions:

- Cut a 13" square from the neutral homespun
- Trace appliqué shapes on paper side of fusible
- Cut roughly around shapes
- Fuse shapes to wool and cut out on the shapes the traced line.
- Arrange applique in place overlapping where necessary.
- Fuse applique to your background block.
- Using a chalk marker draw curvy vines & petal lines on tulips.
- Using perle cotton thread, stitch as suggested in the Stitching Chart.
- Press and trim your block to 12 1/2" square.
- Your block is ready to add to the Woolie Friends Dancing Tulip project or you can back and bind it if you choose to make this a stand alone project.

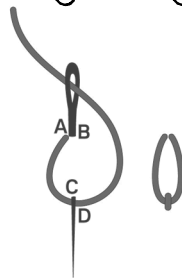
### Blanket Stitch



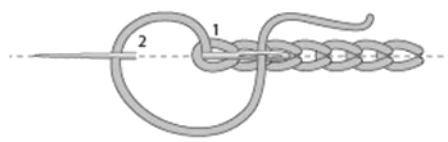
### French Knot




### Lazy Daisy



### Chain Stitch



### Stem Stitch



| Eleganza & valdani | Stitching Chart   |
|--------------------|---|
| 212                | French Knots - center of small blooms   |
| 1003               | Lazy Daisy Stitch - small blooms extending the stitch outside of the bloom to give the bloom a star shape |
| 1055               | Blanket Stitch - tulips<br>Chain Stitch - petal line on tulips  |
| 2232               | Chain Stitch - vines  |
| valdani P2         | Blanket Stitch - leaves<br>Chain Stitch - tulip stem  |

Shapes have been reversed for fusible appliqué.

